



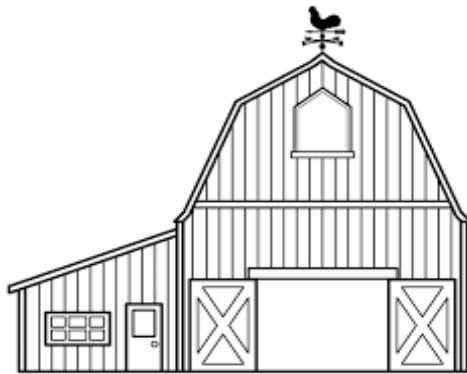
Savings Tracking Goal Sheet-Youth

START

Savings Goal _____

Check Point #1 \$ _____

Instructions: Follow the race and color in the path to meet your savings goal by keeping track of how much you have saved and adding the date at each "checkpoint."





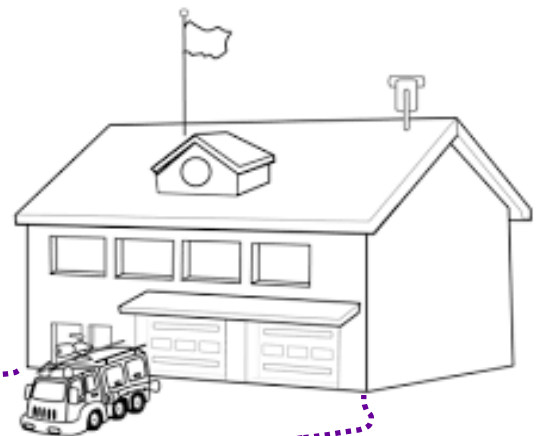
Check Point #4 \$ _____

Date: _____

Check Point #2

\$ _____

Date: _____



Check Point #3 \$ _____

Date: _____

FIINISH!!!!

Funds Raised _____

*Savings Ideas: Allowance/birthday/Christmas money, working odd jobs, collecting loose change by cleaning out vehicles, saving change when breaking a dollar to purchase something, etc.

*Parents encourage youth to save by helping them set a savings goal, deadline, and by matching their savings contributions.